

# ABERDEENSHIRE EDUCATION & CHILDREN'S SERVICES



KEITHHALL PRIMARY SCHOOL  
KEITHHALL  
INVERURIE  
ABERDEENSHIRE  
AB51 0LX

Mrs Nicole Scott  
Head Teacher

Tel : (01467) 536930  
Email : keithhall.sch@aberdeenshire.gov.uk

Dear Parents/Carers

## Seesaw

As you are aware we have begun using Seesaw in class. We hope to use this as an online profiling tool, where children can upload examples of their learning to show progress and build up a picture of their school journey over their time at Keithhall. We are still at the beginning of this journey, and children have been learning how to log in and comment, view activities and upload work to their profile. We now invite you to do this with them, so that as a whole family you know how it works.

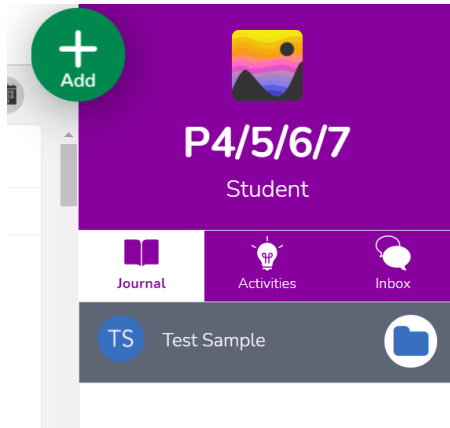
Please note that the login you are being provided with belongs specifically to your child and logs in as them. **It should only be used alongside your child.** Seesaw is an online learning portal for children and is not to be used as a form of communication between parent and teacher. Any parent communications should be relayed through the school office as normal.

Seesaw can be accessed as either an app downloaded from the app store or as a website. In both cases, a search for 'Seesaw' will find it - in the app it is a white background with pale coloured bands (it may say 'class') and as a website it comes up with 'where learning happens'.

## Logging in

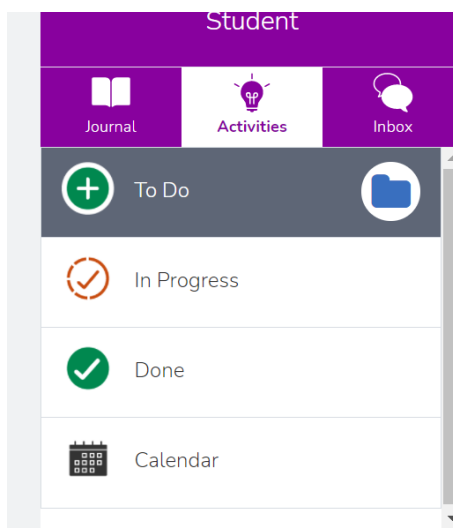
To log in, select student and then either scan the QR code attached if your device has a camera, or enter the text code where prompted if it doesn't. You may need to scroll past where it asks for an email to find the text code box

## Journal



Logging in will take you to your class home page. On the screen, you will be looking at the 'journal' which is where anything which has been sent to the whole class, or anything your child has uploaded, will appear. Anything sent by a teacher which you see here, and any associated comments, can be seen by everyone. Anything uploaded by your child which appears here can only be seen by them and the teacher. Pupils can upload to their journal by clicking the green add button.

## Activities and Inbox



On the right hand side of the screen you will see a button which says 'journal' - this is the page you enter on. Next to this, you will see a button which says 'activities'. Here, you will see any activities which have been sent specifically to your child.

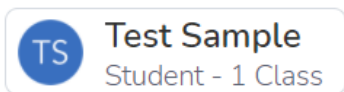
They can click to add a response to them - responses are only visible to the teacher. The side bar will show then any which they are to complete, have started but not yet submitted, or have finished.

The third button is 'inbox' where you will be able to view any announcements which have been sent to the whole class and will also notify you of any comments made on work.

We invite you to log in with your child, have a look at the screen and find each of the above sections - **there are no activities to complete**. Please sit with your child, log in and familiarise yourselves with the seesaw portal and let us know if anything isn't working.

### Logging Out

To log out, click their name in the top left corner and click sign out. Please make sure they can do this, and stress the importance to them, as we will be using shared devices in school.



Please cut off and return the slip below by Monday 20<sup>th</sup> December.

-----

My child can/cannot access Seesaw at home.

We have/ have not viewed the functions.

Signed \_\_\_\_\_ (parent)

Signed \_\_\_\_\_ (child/ren)

Date \_\_\_\_\_